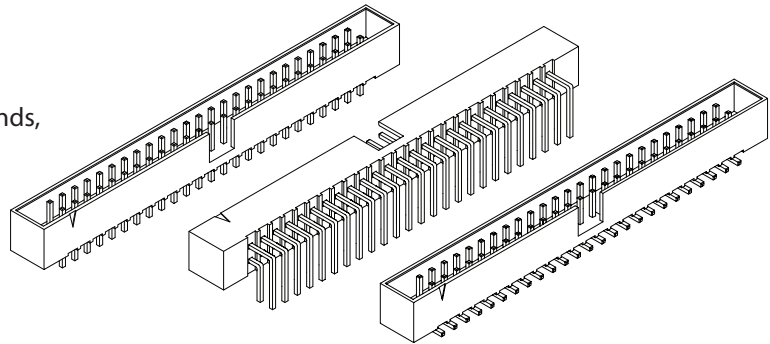




## .079" [2.00 mm] Contact Centers, Shrouded (Box) Headers, Straight/Right Angle/SMT - SBH Series Mates with SFH21 series (See opposite page)

### SPECIFICATIONS

- Centered Polarizing Notch
- Operating Temperature: -40°C to +105°C
- Processing Temperature: 230°C Max. for 60 seconds, (260°C Max. 10 seconds)
- UL Flammability Rating: 94V-0
- Voltage Rating: 20 milli Ohms Max.
- Current Rating: 2 Amps
- Dielectric Withstanding: 500 VAC
- Insulation Resistance: 5000 Megohms



### PART NUMBER OPTIONS

**SBH21 - N B P N - D 10 - ST - BK**

#### SERIES

SBH21 = Box Header, .079" [2.00 mm] Contact Centers by .079" [2.00 mm] Row Spacing

#### INSULATOR MATERIAL

N = Nylon

#### CONTACT MATERIAL

B = Brass

#### CONTACT FINISH - RoHS Compliant

P = Gold Flash Overall

#### CONTACT CENTERS

N = .079" [2.00 mm]

#### COLOR

BK = Black  
Other Color Options Available  
(Consult Factory)

#### TERMINATION TYPE

ST = Straight  
RA = Right Angle  
SM = Surface Mount

#### NUMBER OF CONTACT POSITIONS (Pins per Row)

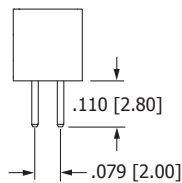
03 thru 18, 20, 22, 25, 30, 32, 34

#### NUMBER OF ROWS

D = Dual Row

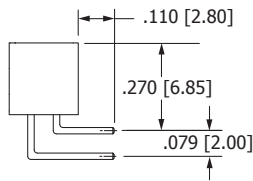
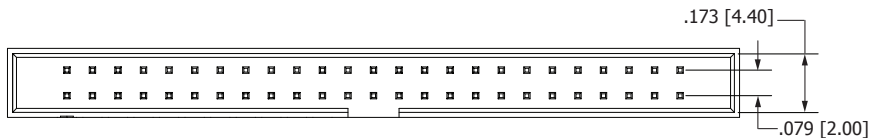
### DIMENSIONS For complete drawings, go to [www.sullinscorp.com](http://www.sullinscorp.com) or e-mail [techsupport@sullinscorp.com](mailto:techsupport@sullinscorp.com)

Dimensions in [ ] are in millimeters, all others are in inches.



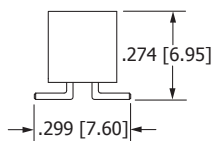
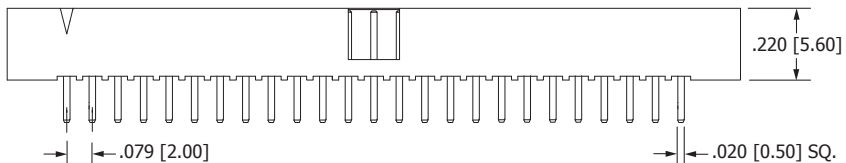
#### STRAIGHT (ST)

Example P/N: SBH21-NBPN-D20-ST-BK



#### RIGHT ANGLE (RA)

Example P/N: SBH21-NBPN-D20-RA-BK



#### SURFACE MOUNT (SM)

Example P/N: SBH21-NBPN-D20-SM-BK



Sullins Headers